





LITERACY	NUMERACY	TEACH A PARENT	LIVING LIKE JESUS
<p>TEACHER SET TASKS</p> <ul style="list-style-type: none"> ○ Read a text of your choice and complete the reading log-at least 4 times a week. (Aim for a variety of different text types not just your lexile book.) ○ Creative Writing Task: Use one of the following sentences to start your creative writing piece. <p>It was a cold, stormy night. I could hear the wind racing through the trees. I shot up from my bed and crept slowly to the open window...</p> <p>The students sat ever so patiently, waiting for their teacher to finish organising her paperwork. She looked up from the desk and pressed her finger to her lips. It was then that they heard the loudest noise released from Ben's freshly ironed school shorts...</p> <p>Parent Initials:</p>	<p>TEACHER SET TASKS</p> <ul style="list-style-type: none"> ○ Complete the set activities on Mathletics-go to: www.mathletics.com.au ○ Play 'Live Mathletics' at least twice across the fortnight ○ Solve the Mr. Hatter Challenge on the worksheet.  <p>Parent initials:</p>	<p>Choose one or more ...</p> <ul style="list-style-type: none"> ○ Practice your part of the Inquiry presentation in front of your parents/family ○ Teach your parents the class Christmas Carol lyrics AND the Super hero song! They'll love it! ○ Talk to your family about the goals you hope to achieve before the end of the school year <p>BELIEVE IN YOURSELF</p>  <p>Parent initials:</p>	<p>You might choose to...</p> <ul style="list-style-type: none"> ○ Attend a mass over the weekend and discuss the most important message that resonated with you and your family throughout the homily. ○ Discuss/research what you and your family can do to support those in need over the Christmas/New Year period.  <p>Parent initials:</p>
SCIENCE CORNER	HELPING OUT AT HOME	EXERCISE	PARENT COMMENT
<ul style="list-style-type: none"> ○ Empty out your money box. You will need lots of coins for this challenge. ○ Build a bridge using only coins. ○ Your bridge must be able to stand on its own. ○ Your bridge must be about 3 centimetres high and 3 centimetres wide. ○ When you have completed your bridge time how long it stays standing before it collapses. ○ Take a photo of your bridge and bring it to Science to share with the class. <p>Parent initials:</p>	<p>Choose at least 1 a day...</p> <ul style="list-style-type: none"> ○ Help wash the dishes after dinner ○ Clean up after your pets ○ Help your siblings to tidy their room after you tidy yours ○ Ask Mum or Dad to show you how to use the washing machine. Try sorting out the dirty clothes and putting on a load of washing! <p>Parent initials:</p>	<p>Choose at least 1 a week...</p> <ul style="list-style-type: none"> ○ Make up some simple moves to our class Christmas carol ○ See how many star jumps you can do in one minute. See if you can beat your score over the fortnight ○ Encourage your family to go for an afternoon walk together/play at the park  <p>Parent initials:</p>	<p>Comment from Parent to Child:</p> <p>Great job on...</p> <p>I was interested to learn that...</p> <p>Thank you for...</p> <p>A goal for next time might be...</p> <p>TEACHER SIGNATURE:</p>



YEAR 5 READING LOG



READING LOG: TITLE / TEXT TYPE AND PAGES READ:	PARENT SIGNATURE: