

日本語

ko n ni chi wa
こ ん に ち は

Our learning progress this term in Japanese!

Our Body (KARADA)

Our year 1,2 and 3 students are practicing labeling our body parts in Japanese and are now great at singing "head, shoulders, knees and toes" in Japanese

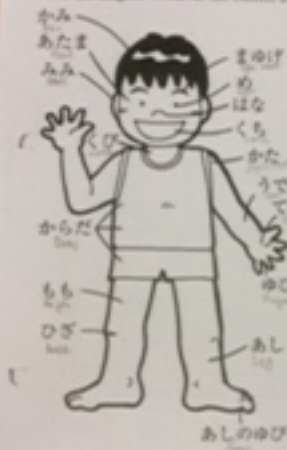


Years 4, 5 & 6

KARADA-We are really improving with our ability and confidence to write in Japanese and labelling diagrams as well reading together.

The body *body* からだ karada

Study the word bank and the labelled parts of the body. Match the hiragana and write the English words in the correct boxes.




hiragana	からだ	English
karada	からだ	body
atama	あたま	head
mimi	みみ	ear, ear
me	め	eyes
hana	はな	nose
kuchi	くち	mouth
kata	かた	shoulder
ude	うで	arm
hi	ひ	back
yubi	ゆび	finger
momo	もも	thigh
hiza	ひざ	knee
ashi	あし	leg
ashi no yubi	あしのゆび	toe
kami	かみ	hair

Find and colour each body part in the wordsearch. Colour the corresponding part of the body shown above as you find each word.

あ	は	な	て	う	ひ	ぞ
ん	え	よ	め	か	た	
か	か	ら	だ	ゆ	び	あ
み	ま	み	み	み	み	み
あ	ゆ	も	く	び	ね	か
る	げ	も	あ	た	ま	み

It hurts! いたいです itai desu

Follow the pattern and complete the sentences.




うでが いたい です。
 あたま が いたい です。

ひ ぞ が いたい です。
 まし が いたい です。

か ら だ が いたい です。
 ひ ざ が いたい です。

Match the sentences to the pictures. Write two new sentences of your own.



くび が いたい です。
 て が いたい です。
 みみ が いたい です。
 ゆび が いたい です。



かみ Hair
 あたま Head
 みみ ears
 まゆげ eyebrows
 め eyes
 はな nose
 くち mouth
 かた shoulder
 うで arm
 て hand
 ゆび fingers
 あし leg
 ひざ knee
 あしのゆび toe

たべもの

|| 月 || 日
HAPPY POCKY DAY!

POCKY (C) EZAKI GILCO-CD, LTD.

Designed by EDNA WONG



Pocky (ポッキー *Pokkī*, Japanese pronunciation: [\[pokiˈkiː\]](#) is a **Japanese snack food** produced by **Ezaki Glico**. Pocky was first sold in 1966,^[1] and consists of chocolate-coated **biscuit sticks**. It was named after the Japanese **onomatopoetic word** *pokkin* (ポッキン).


The original was followed by almond coatings in 1971, and strawberry coatings in 1977. Today, the product line includes variations as **milk**, **mousse**, **green tea**, **honey**, **banana**, **cookies and cream**, and **coconut** flavored coatings, and themed products such as "Decorer Pocky", with colorful decorative stripes in the coating.

Our year 4,5 & 6 classes have had a lovely time trying Pocky and learning some useful phrases in Japanese to describe their experiences!



Learning how to use chopsticks (Hashi)

Our year 1-6 classes are practicing how to use Hashi and the difference between Chinese and Japanese chopsticks as well as important etiquette rules to show politeness when eating with them.



Writing about Breakfast, Lunch and Dinner...

Our Yr 3 class is becoming much more confident to write in Japanese!

